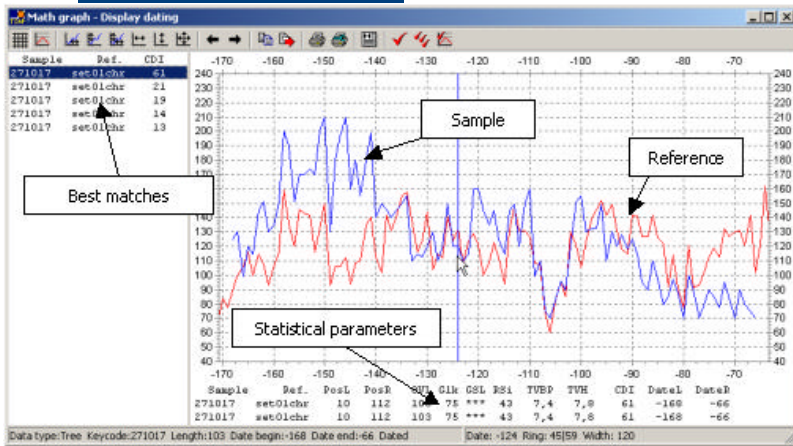


TSAP-Win™

Software for tree-ring measurement, analysis and presentation

Special features of TSAP-Win (examples)

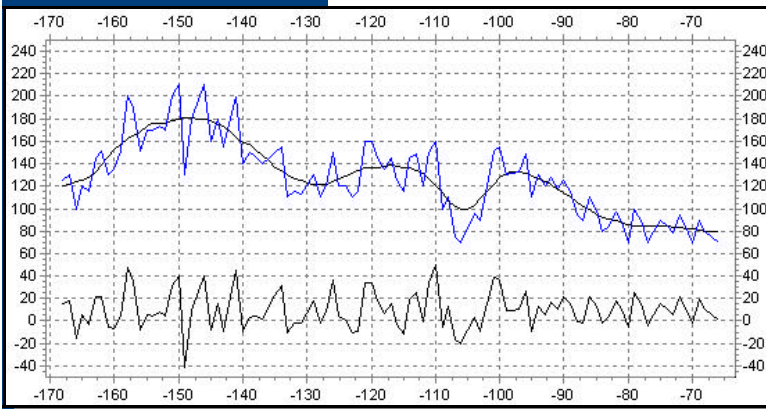
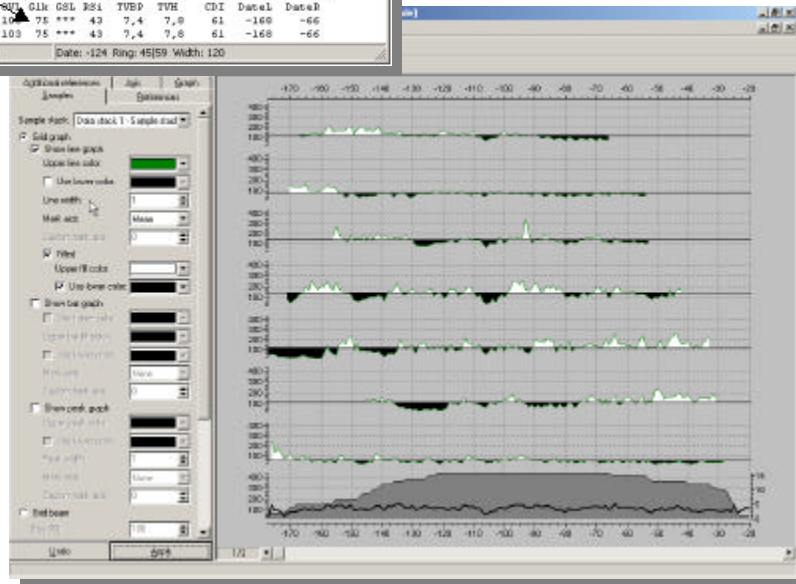


Math Graph

- On-screen cross-dating, supported by statistical parameters, such as t-values, Gleichförmigkeit and cross-date index (CDI).
- Best matches will be listed and displayed in the graph
- Series can be edited right away.
- Real-time calculation of correlation statistics

Graph Library

- Line, bar, core beam and peak graphs.
- Reference and replication can be added.
- Series can be sorted by date, length and key code
- Pointer years can be emphasised.
- Other editing functions



Math Library

- Indexation
- Trend/regression
- Cross-date check (like COFECHA, but graphically supported)
- Transformation
- Average/mean
- Statistics table
- Other functions